

# 承 認 書

## SPECIFICATION FOR APPROVAL

*客戶名稱 <b>Customer name</b>	: 立創
*產品名稱 <b>Product Description</b>	: AC插座
*產品型號 <b>Product part number</b>	: RT-C01-1
*客戶料號 <b>Customer's material number</b>	:
*數量 <b>Quantity</b>	: 100 PCS
*日期 <b>Date</b>	: 2019-1-4

供應商負責人簽名		客戶負責人確認簽回	
製作人	莫麗琴	承認人	
審核	李跃鑫	審核	
批准	王瑞宝	批准	

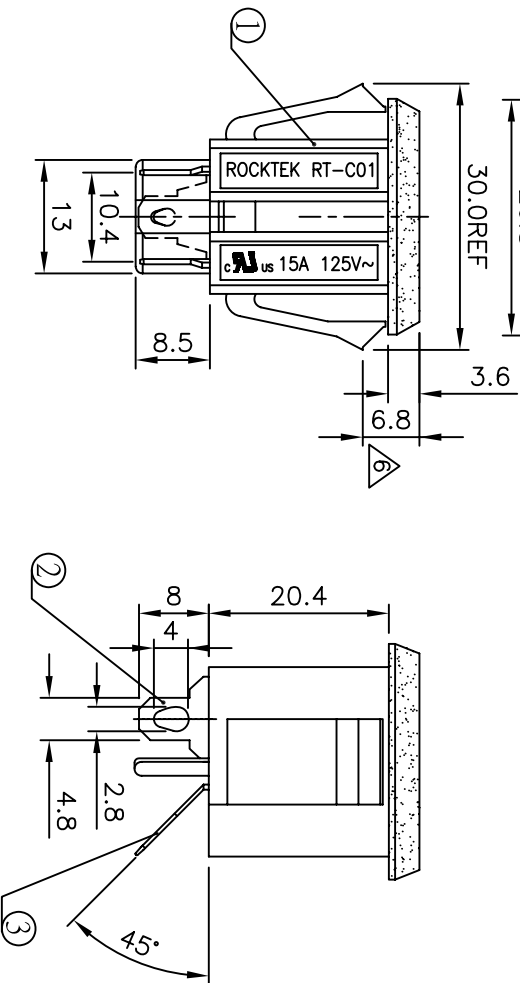
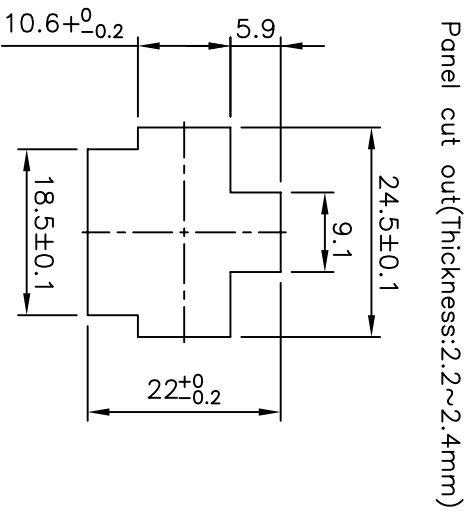
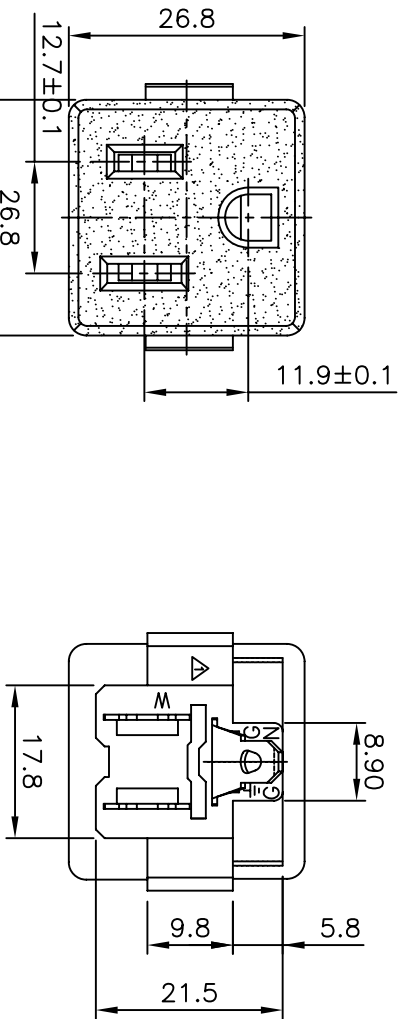
皓宇(香港)有限公司  
HAOYU (HONG KONG) LIMITED  
六均电子五金有限公司  
LEGION ELECTRONIC&HARDWARE CO., LTD  
富力隆电子(深圳)有限公司  
ROCKTEK ELECTRONICS (SHENZHEN) CO. LTD  
東莞市石碣鎮四村第一工業區  
Sicun 1st Industrial park, Sicun,  
Shijie Town, Dongguan

電話 : (86) 769-82310511-2  
Tel No

傳真 : (86) 769-82310510  
Fax No

郵箱 : [haoyu888@21cn.com](mailto:haoyu888@21cn.com)  
E - mail

核 准 :  
Approved



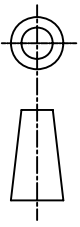
Material No.	Body Color	
RT-C01-1	黑色	⑤
RT-C01-1W	乳白色	②
RT-C01-1C	電腦色	③
RT-C01-1G	灰色	④
RT-C01-2W	白色	⑤

ITEM	DESCRIPTION	Specification	Q'TY
1	AC SOCKET	Body insulator Nylon	1
2	TERMINAL	Soldering PIN T=0.6mm Tin-plated	2
3	TERMINAL	Soldering PIN T=0.6mm Tin-plated	1

NO	DESCRIPTION	NO	DESCRIPTION	ANGLES	TOLERANCE
①	增加白色料号	⑥	更正尺寸	X:XX	±0.1
②	增加乳白色料号	⑦	更正尺寸	X:XX	±0.1
③	增加電腦色料号	⑧	更正尺寸	X:XX	±0.3
④	增加灰色料号	⑨	更正尺寸	X:XX	±0.4
⑤	增加白色料号	⑩	更正尺寸	X:XX	±0.1

APPROVED	CHECKED	DESIGN	DRAWN	ALL SIZE ARE IN	MM
			LMC	SCALE	1:1
				MAT'L	
				MATERIAL NO.	
				DRAWING NO.	
				REV.	

ROCK TEK ELECTRICAL(SHENZHEN) CO., LTD.	RT-C01-1	WIF105009	C1
---	----------	-----------	----



# 六 鈞 / 富 力 隆 電 子

## 可 靠 性 试 验 报 告

### Reliability Test Report-(UL1054)

Report NO./报告编号: EN1812016

LOT NO./批号: 产线产品

PERIOD/时期: 2018.12.28

TEST DATE/测试日期: 2018.12.28

MODEL /型号: RT-C01-1

TEST RATING/额定: 15A 125VAC

WEEK/周数: 第 52 周

#### FUNCTIONAL TEST /功能测试:

Test Items /测试项目	Testing Condition /测试条件	SW1	SW2	SW3	Remarks /备注
Type of Test /测试类型	Complete/完全测试 or Part/部分测试	C	C	C	结果判定
1.Contact resistance before testing /测试前接触电阻测试	Unit: mΩ(Max 50mΩ)	10.2	6.23	12.1	OK
2.Overload Test/负载测试	Volts /电压 (Vr ±5%)	/	/	/	
	Amperes /电流(150%/125%)				
	Power factor /功率因数				
	Ambient temp/环境温度				
	No of Cycles / Result 周期数/结果				
3.Endurance Test /寿命测试	Volts /电压 (Vr ±5%)	125VAC	125VAC	125VAC	
	Amperes/电流	15A	15A	15A	
	Power factor/功率因数				
	Ambient temp/环境温度	25 °	25 °	25 °	
	No of Cycles/Result 周期数/结果	300	300	300	
4.Additional Endurance Test (T or L)/延长寿命测试	Volts /电压 (Vr±5%)	/	/	/	
	Amperes /电流				
	Power factor /功率因数				
	No of Cycles/Result 周期数/结果				
5.Contact resistance testing 温升测试前接触电阻测试	Unit: mΩ				
6.Temperature Test 温升测试	Volts /电压	/	/	/	
	Amperes/电流(Max Rating/最大额定)				
	Final Temp /最高温度(单位 °C)				
	Room Temp /室温(单位 °C)				
	Temp.Rise /温升(单位 °C)Max 55°C				
7.Mechanical life Test 机械寿命测试					
8.Dielectric Voltages Withstand Test /耐电压测试	Pin to Pin:1500VAC/1Minute/0.5mA Pin to Base:3000VAC/1Minute/0.5mA	PASS	PASS	PASS	OK
9.Continue Endurance (TV.) 连续性寿命测试	Volts /电压	/	/	/	
	Amperes /电流				
	No of Cycles/Result 周期数/结果				
10.Contact resistance after testing 测试后接触电阻测试	Unit: mΩ	50	42	68	OK
11.Visual Examination 目测(外观检查)		PASS	PASS	PASS	OK
12.Glow Wire Tester 灼热丝	GWFI:850 °C				
13.球压、耐漏电起痕					

Test Result /测试结果;Failure Analysis /不合格分析;Corrective Action /纠正措施:

按额定 15A 125VAC 测试, 插座各项数据均符合标准, 此次测试通过。

Approved by/核准者: 刘美昌

Reviewed by/审核者:/

Tested by/测试者:管林华

# 东莞市皓宇电子有限公司

## 部品材料规格

序号	物料名称	用量	供应商	详细规格	牌号	ROHS报告
1	TERMINAL	3	外购	Soldering PIN T=0.6mm Tin-plated		SZC17030181031-31
2	AC SOCKET	1	外购	Body insulator Nylon Black color		SZC17030181031-30
	以下空白					

for enhanced search functionality please visit UL's IQ™ family of databases

Component - Plastics

E321019

**TAISU PLASTIFICATION MATERIAL SCI&TECH CO LTD**

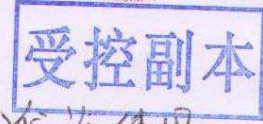
TAISU INDUSTRIAL ZONE, FENGXIN RD, GUANGMING NEW DISTRICT, SHENZHEN  
GUANGDONG 518107 CN

**PA66 T303 (XX)GF NC-D(f2)**

Polyamide 66 (PA66), furnished as pellets, particles



Color	Min Thk (mm)	Flame Class	HWI	HAI	RTI Elec	RTI Imp	RTI Str
NC	0.8	V-0	2	1	120	110	125
	3.0	V-0	0	0	120	110	125



Comparative Tracking Index (CTI): 0

Inclined Plane Tracking (IPT): -

Dielectric Strength (kV/mm): 26

Volume Resistivity (10<sup>X</sup> ohm-cm): 13

High-Voltage Arc Tracking Rate (HVTR): -

High Volt, Low Current Arc Resis (D495): -

Dimensional Stability (%): -

(XX) - Denotes a two digit number 01 thru 34 representing 01% to 34% glass fiber reinforcement.

(f2) - Subjected to one or more of the following tests: Ultraviolet Light, Water Exposure or Immersion in accordance with UL 746C, where the acceptability for outdoor use is to be determined by UL.

ANSI/UL 94 small-scale test data does not pertain to building materials, furnishings and related contents. ANSI/UL 94 small-scale test data is intended solely for determining the flammability of plastic materials used in the components and parts of end-product devices and appliances, where the acceptability of the combination is determined by UL.

Report Date: 2012-08-21

Last Revised: 2014-03-06

© 2014 UL LLC



**IEC and ISO Test Methods**

Test Name	Test Method	Units	Thickness Tested (mm)	Value
Flammability	IEC 60695-11-10	Class (color)	0.8	V-0 (NC)
			3.0	V-0 (NC)
Glow-Wire Flammability (GWF)	IEC 60695-2-12	C	3.0	960
Glow-Wire Ignition (GWIT)	IEC 60695-2-13	C	3.0	775
IEC Comparative Tracking Index	IEC 60112	Volts (Max)	-	-
IEC Ball Pressure	IEC 60695-10-2	C	-	-
ISO Heat Deflection (1.80 MPa)	ISO 75-2	C	-	-
ISO Tensile Strength	ISO 527-2	MPa	-	-
ISO Flexural Strength	ISO 178	MPa	-	-
ISO Tensile Impact	ISO 8256	kJ/m <sup>2</sup>	-	-
ISO Izod Impact	ISO 180	kJ/m <sup>2</sup>	-	-
ISO Charpy Impact	ISO 179-2	kJ/m <sup>2</sup>	-	-

© 2014 UL LLC

准許使用

高改



# Test Report

Report No. : SZC17030181031-30

Date: Mar. 6, 2017

Page 1 of 5

Applicant: Dongguan Haoyu (Honghao) Electronics Co., Ltd.

Address: 1st Industrial Zone, Shijie Fourth Village, Shijie Town, Dongguan City

**Report on the submitted sample(s) said to be:**

Sample Name: Base (PA66)  
Sample Description: White plastic (Base)  
Sample No.: QT1703018103130  
Sample Received Date: Feb. 28, 2017  
Testing Period: Feb. 28, 2017 - Mar. 6, 2017

**Test Method:** Please refer to the following page(s).

**Test Result:** Please refer to the following page(s).

Test Requested:	Conclusion
As specified by client, to determine the Pb, Cd, Hg, Cr(VI), PBBs, PBDEs, DBP, BBP, DEHP, DIBP content in the submitted sample with reference to EU RoHS Directive 2011/65/EU and its amendment Directive EU 2015/863.	PASS

Checked by

*Angela*

Angela

Signed for and on behalf of HCT

*Michael*

Michael

Laboratory Manager





# Test Report

Report No. : SZC17030181031-30

Date: Mar. 6, 2017

Page 2 of 5

**Test Result(s):**

Unit: mg/kg

Test Items	Test Method/ Equipment	MDL	Content	EU RoHS Directive 2011/65/EU and its amendment Directive EU 2015/863	
<b>Lead(Pb)</b>	Refer to IEC 62321-5:2013. ICP-OES/AAS	2	N.D.	1000	
<b>Cadmium(Cd)</b>		2	N.D.	100	
<b>Mercury(Hg)</b>	Refer to IEC 62321-4:2013. ICP-OES	2	N.D.	1000	
<b>Hexavalent Chromium(Cr(VI)) by Alkaline extraction</b>	Refer to IEC 62321:2008. UV-VIS	2	N.D.	1000	
Mono-bromobiphenyl	Refer to IEC 62321-6:2015. GC-MS	5	N.D.	—	
Di-bromobiphenyl		5	N.D.		
Tri-bromobiphenyl		5	N.D.		
Tetra-bromobiphenyl		5	N.D.		
Penta-bromobiphenyl		5	N.D.		
Hexa-bromobiphenyl		5	N.D.		
Hepta-bromobiphenyl		5	N.D.		
Octa-bromobiphenyl		5	N.D.		
Nona-bromobiphenyl		5	N.D.		
Deca-bromobiphenyl		5	N.D.		
<b>Polybrominated Biphenyls(PBBs)</b>		—	N.D.		1000
Mono-bromodiphenyl ether		5	N.D.		—
Di-bromodiphenyl ether		5	N.D.		
Tri-bromodiphenyl ether	5	N.D.			
Tetra-bromodiphenyl ether	5	N.D.			
Penta-bromodiphenyl ether	5	N.D.			
Hexa-bromodiphenyl ether	5	N.D.			
Hepta-bromodiphenyl ether	5	N.D.			
Octa-bromodiphenyl ether	5	N.D.			
Nona-bromodiphenyl ether	5	N.D.			
Deca-bromodiphenyl ether	5	N.D.			
<b>Polybrominated DiphenylEthers(PBDEs)</b>	—	N.D.			



# Test Report

Report No. : SZC17030181031-30

Date: Mar. 6, 2017

Page 3 of 5

Test Items	Test Method/ Equipment	MDL	Content	EU RoHS Directive 2011/65/EU and its amendment Directive EU 2015/863
Dibutyl phthalate (DBP)	Refer to EN 14372:2004, GC-MS	30	N.D.	1000
Butylbenzyl phthalate (BBP)		30	N.D.	1000
Di-(2-ethylhexyl) Phthalate (DEHP)		30	N.D.	1000
Di-iso-butyl phthalate (DIBP)		30	N.D.	1000

**Note:**

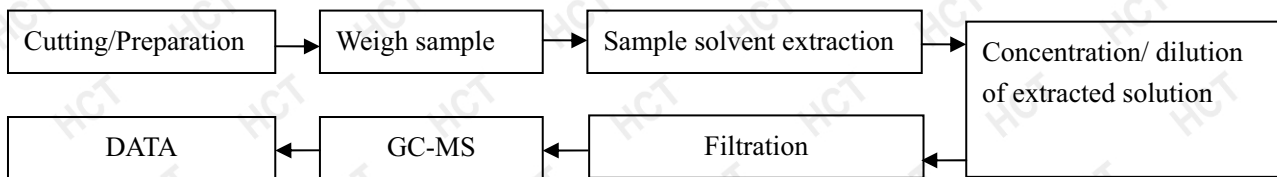
mg/kg=ppm= parts per million

MDL=method detection limit

“—”=Not regulated

N.D.=not detected(less than method detection limit)

### Test Flow Chart (DBP, BBP, DEHP, DIBP)





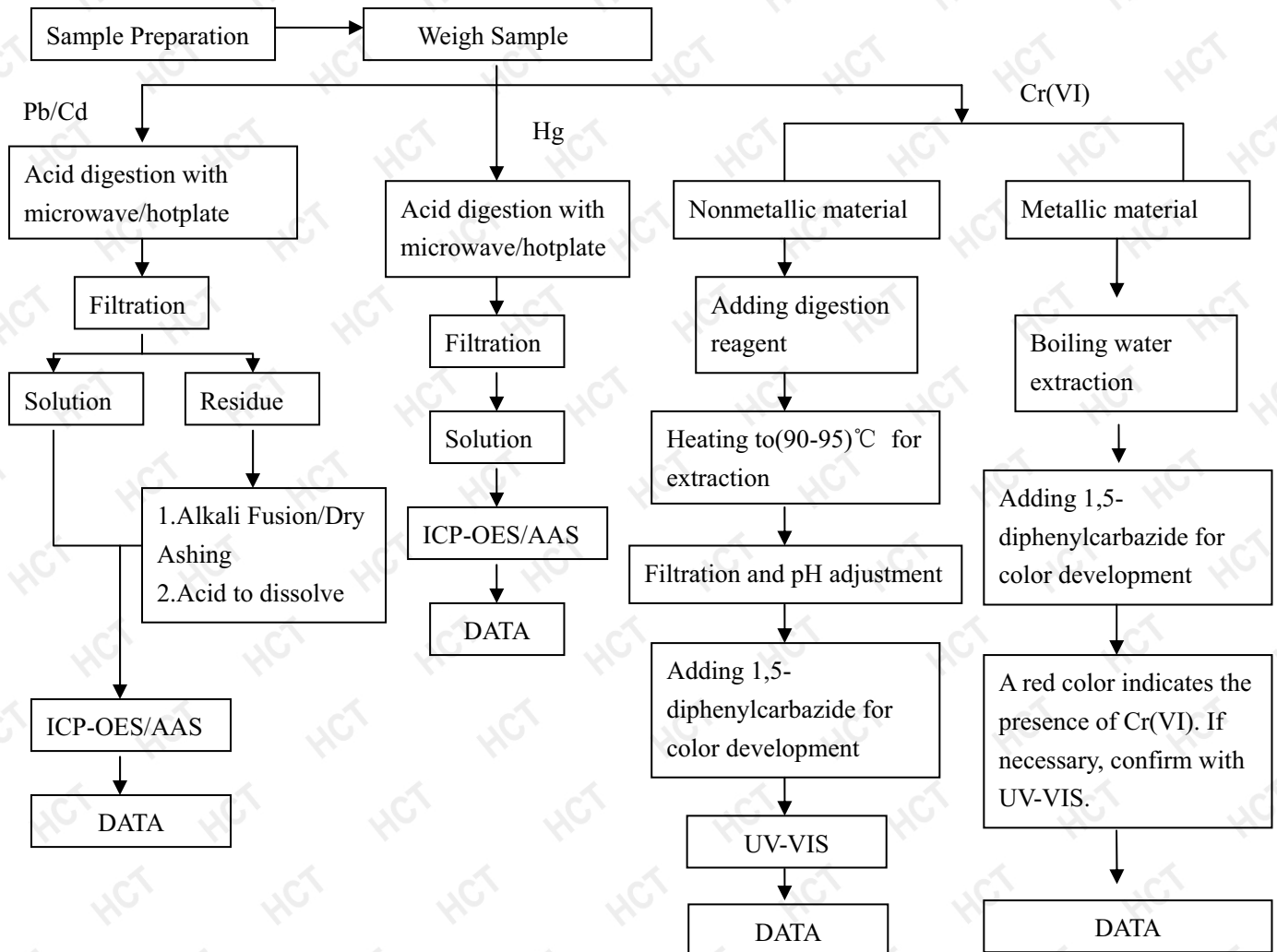
# Test Report

Report No. : SZC17030181031-30

Date: Mar. 6, 2017

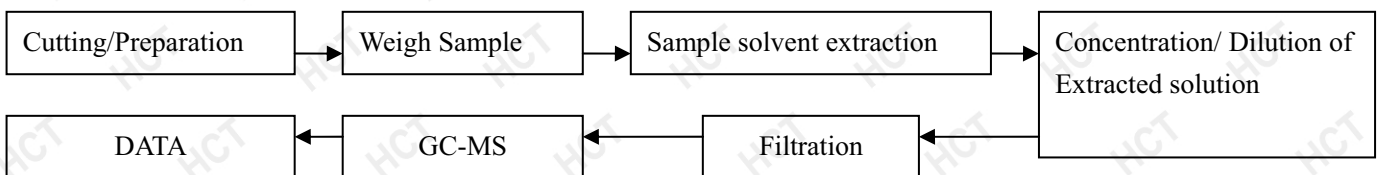
Page 4 of 5

## Test Flow Chart (Pb, Cd, Hg, Cr(VI), PBBs, PBDEs)



These sample were dissolved totally by pre-conditioning method according to above flow chart(Cr(VI) test method excluded)

### PBBs/PBDEs



# Test Report

Report No. : SZC17030181031-30

Date: Mar. 6, 2017

Page 5 of 5

## The photo of the sample



\*\*\*End\*\*\*

This report will go into effect with HCT stamp. This report could not be revised. This report is only responsible for the test result of submitted samples. Without written authorization, any copy of this report for propaganda is invalid.





# Test Report

Report No. : SZC17030181031-31

Date: Mar. 6, 2017

Page 1 of 4

Applicant: Dongguan Haoyu (Honghao) Electronics Co., Ltd.

Address: 1st Industrial Zone, Shijie Fourth Village, Shijie Town, Dongguan City

**Report on the submitted sample(s) said to be:**

Sample Name: Pin (Brass + tin plating)

Sample Description: Silvery metal (Pin)

Sample No.: QT1703018103131

Sample Received Date: Feb. 28, 2017

Testing Period: Feb. 28, 2017 - Mar. 6, 2017

**Test Method:** Please refer to the following page(s).

**Test Result:** Please refer to the following page(s).

Test Requested:	Conclusion
As specified by client, to determine the Pb, Cd, Hg, Cr(VI) content in the submitted sample with reference to EU RoHS Directive 2011/65/EU and its amendment Directive EU 2015/863.	PASS

Checked by

*Angela*

Angela

Signed for and on behalf of HCT

*Michael*

Michael

Laboratory Manager





# Test Report

Report No. : SZC17030181031-31

Date: Mar. 6, 2017

Page 2 of 4

**Test Result(s):**

Unit: mg/kg

Test Items	Test Method/ Equipment	MDL	Content	EU RoHS Directive 2011/65/EU and its amendment Directive EU 2015/863
Lead(Pb)	Refer to IEC 62321-5:2013. ICP-OES/AAS	2	30	1000
Cadmium(Cd)		2	N.D.	100
Mercury(Hg)	Refer to IEC 62321-4:2013. ICP-OES	2	N.D.	1000

Test Items	Test Method/ Equipment	MDL ( $\mu\text{g}/\text{cm}^2$ )	Result ( $\mu\text{g}/\text{cm}^2$ )	Qualitative Result	EU RoHS Directive 2011/65/EU and its amendment Directive EU 2015/863
Hexavalent Chromium(Cr(VI))◆	Refer to IEC 62321-7-1:2015. UV-VIS	0.05	N.D.	Negative	—

**Note:**

mg/kg=ppm= parts per million

MDL=method detection limit

“—”=Not regulated

N.D.=not detected(less than method detection limit)

- ◆ = a. The sample is positive for Cr(VI) if the Cr(VI) concentration is greater than  $0.13\mu\text{g}/\text{cm}^2$ . The sample coating is considered to contain Cr(VI);
  - b. The sample is negative for Cr(VI) if Cr(VI) is ND (concentration less than  $0.10\mu\text{g}/\text{cm}^2$ ). The coating is considered a non-Cr(VI) based coating;
  - c. The result between  $0.10\mu\text{g}/\text{cm}^2$  and  $0.13\mu\text{g}/\text{cm}^2$  is considered to be inconclusive -unavoidable coating variations may influence the determination;
- Information on storage conditions and production date of the tested sample is unavailable and thus Cr(VI) results represent status of the sample at the time of testing.



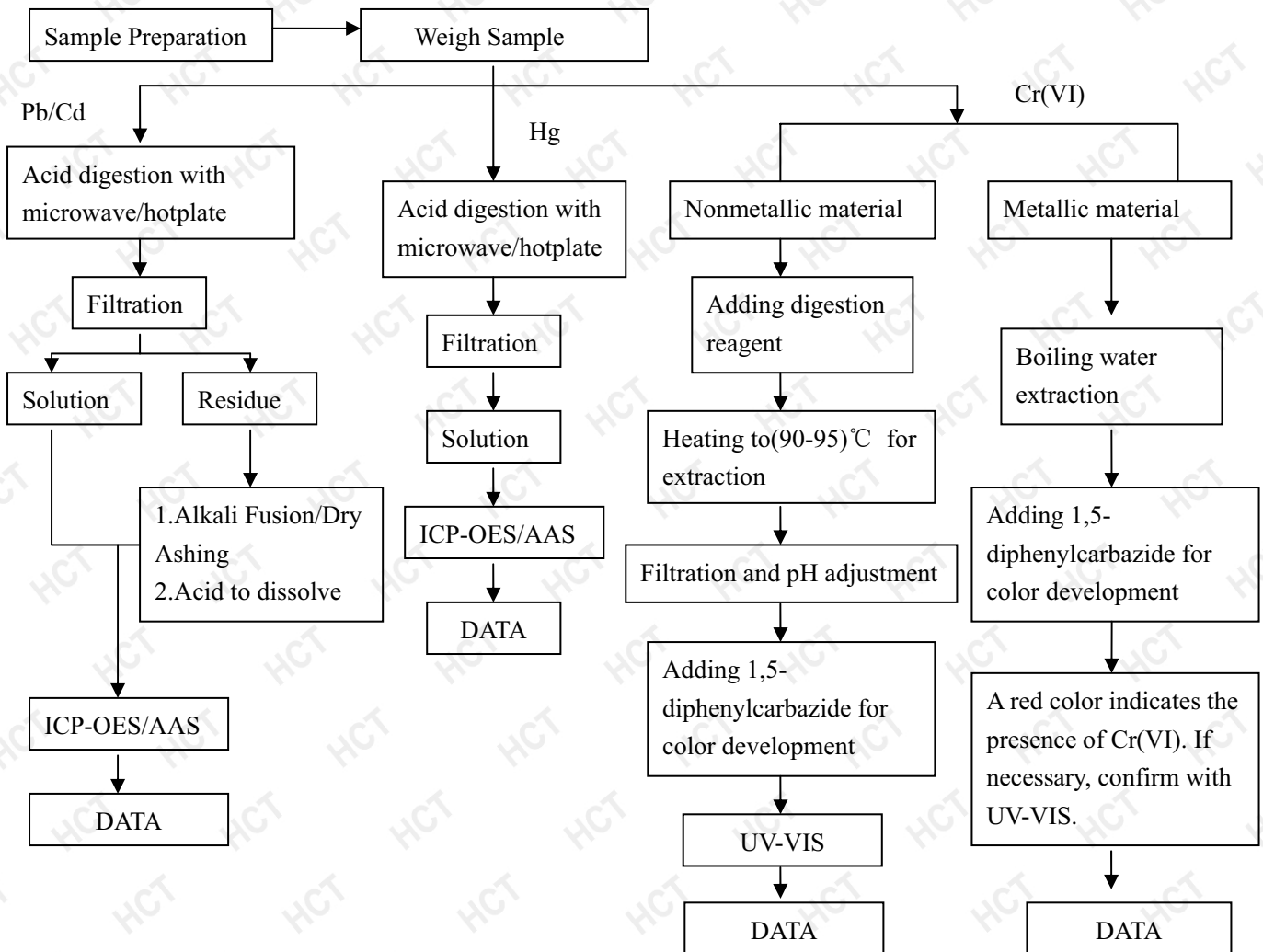
# Test Report

Report No. : SZC17030181031-31

Date: Mar. 6, 2017

Page 3 of 4

## Test Flow Chart



These sample were dissolved totally by pre-conditioning method according to above flow chart(Cr(VI) test method excluded)



# Test Report

Report No. : SZC17030181031-31

Date: Mar. 6, 2017

Page 4 of 4

## The photo of the sample



\*\*\*End\*\*\*

This report will go into effect with HCT stamp. This report could not be revised. This report is only responsible for the test result of submitted samples. Without written authorization, any copy of this report for propaganda is invalid.



Specification Of RT-C01 Single Socket

1.Scope

This specification covers the requirements for RT-C01 Single Socket.

2.Outline and dimensions

Outline and dimensions of the socket is shown on the following drawing.

3.Rating

15A125V AC for UL,CUL.

4.Approval

UL ,CUL

5.Use condition

This socket should be used from  $-20^{\circ}\text{C}$ ~ $60^{\circ}\text{C}$ .

6.Hold condition

This socket should be holded from  $-20^{\circ}\text{C}$ ~ $65^{\circ}\text{C}$ .

7.Standard

UL 498

8.Electrical

8.1. Dielectric strength

The socket should withstand a potential of direct current 1500V/minute.

8.2. Insulation resistance

Insulation resistance between pins should not be less than  $1000\text{M}\Omega$ .

It is measured with 500V DC.

ROCK TEK ELECTRONICS(SHENZHEN)CO., LTD.

富 力 隆 電 子 ( 深 圳 ) 有 限 公 司

Specification Of RT-C01 Single Socket

page:2/2

8.3. Contact resistance

Contact resistance should not exceed 30mΩ.

8.4. Temperature test

The socket should be test using 15A and the temperature of less than 30°C

9.Construction

9.1. Heat test

The socket should be putted in a hot chamber at temperature of 100°C±5°C/hour. The Socket should have the capability to satisfy the performance the paragraphs 8.1. , 8.2. , 8.3. , And the socket should show no evidence of cracking. Crazing and deformation.

9.2. Retention test

The socket should not be 2 plugs pulled free with 1.36kg/minute.



The socket should be all plugs pulled free with 6.8kg.

9.3. Material

The socket should be used NYLON PA66.

10.Packing

100PCS/BAG. 1000PCS/CTN.

APPROVED	CHECK	DESCRIPTION
		Yale





**RTRT2.E251407**  
**Receptacles for Plugs and Attachment Plugs - Component**

[Page Bottom](#)

---

**Receptacles for Plugs and Attachment Plugs - Component**

[See General Information for Receptacles for Plugs and Attachment Plugs - Component](#)

**LEGION ELECTRONIC CO LTD**

E251407

Room M  
4Th Fl, Continental Mansion  
300 King's Rd  
Hong Kong, HONG KONG

**Appliance outlets**, Model RT-C03.

Models RT-C04-2P, RT-C04-3P, RT-C04-4P.

Model RT-C05B.

**Single receptacles**, Model RT-C01.

Model RT-C01-A.

Marking: Company name and model designation on device or carton.

[Last Updated](#) on 2015-12-04

---

[Questions?](#)

[Print this page](#)

[Terms of Use](#)

[Page Top](#)

◆ 2016 UL LLC

The appearance of a company's name or product in this database does not in itself assure that products so identified have been manufactured under UL's Follow-Up Service. Only those products bearing the UL Mark should be considered to be Certified and covered under UL's Follow-Up Service. Always look for the Mark on the product.

UL permits the reproduction of the material contained in the Online Certification Directory subject to the following conditions: 1. The Guide Information, Assemblies, Constructions, Designs, Systems, and/or Certifications (files) must be presented in their entirety and in a non-misleading manner, without any manipulation of the data (or drawings). 2. The statement "Reprinted from the Online Certifications Directory with permission from UL" must appear adjacent to the extracted material. In addition, the reprinted material must include a copyright notice in the following format: "© 2016 UL LLC".



## RTRT8.E251407

### Receptacles for Plugs and Attachment Plugs Certified for Canada - Component

[Page Bottom](#)

---

### Receptacles for Plugs and Attachment Plugs Certified for Canada - Component

[See General Information for Receptacles for Plugs and Attachment Plugs Certified for Canada - Component](#)

#### LEGION ELECTRONIC CO LTD

E251407

Room M  
4Th Fl, Continental Mansion  
300 King's Rd  
Hong Kong, HONG KONG


**Appliance outlets**, Model RT-C03.

Models RT-C04-2P, RT-C04-3P, RT-C04-4P.

Model RT-C05B.

**Single receptacles**, Model RT-C01.

Model RT-C01-A.

Marking: Company name and model designation and Recognized Component Mark for Canada  on device or carton.

[Last Updated](#) on 2015-12-04

---

[Questions?](#)

[Print this page](#)

[Terms of Use](#)

[Page Top](#)

◆ 2016 UL LLC

The appearance of a company's name or product in this database does not in itself assure that products so identified have been manufactured under UL's Follow-Up Service. Only those products bearing the UL Mark should be considered to be Certified and covered under UL's Follow-Up Service. Always look for the Mark on the product.

UL permits the reproduction of the material contained in the Online Certification Directory subject to the following conditions: 1. The Guide Information, Assemblies, Constructions, Designs, Systems, and/or Certifications (files) must be presented in their entirety and in a non-misleading manner, without any manipulation of the data (or drawings). 2. The statement "Reprinted from the Online Certifications Directory with permission from UL" must appear adjacent to the extracted material. In addition, the reprinted material must include a copyright notice in the following format: "© 2016 UL LLC".